

## 8841W. STYLISHLY HIGH PERFORMANCE.

- Thanks to its classic design, 8841W blends harmoniously into the building environment and sets visual accents
- Modular luminaire design enables upgrading to more efficient LED generations
- With short bollards, bollards or wall luminaires, sophisticated projects can be implemented in a uniform design

[www.trilux.com/8841W](http://www.trilux.com/8841W)



Detailed product information:  
[www.trilux.com/8841W](http://www.trilux.com/8841W)




8841W


WALL AND CEILING LUMINAIRES




Complete range


### 8841W


 **Mounting type**  
Surface-mounted


 **Mounting location**  
Outdoor wall


 **Beam characteristic**  
asymmetric wide

 **Luminaire luminous flux**  
1,100 - 1,150 lm

 **Colour rendering index | Light colour**  
Ra > 70  
3,000 K  
4,000 K

 **Service life**  
L80 = 50,000 h

 **Luminaire colour**  
anthracite

 **Operating mode**  
switchable (ET)

CE UK IP65

# CONTACTS

## **TRILUX GmbH & Co. KG**

Heidestrase · D-59759 Arnsberg

Postfach 19 60 · D-59753 Arnsberg

GERMANY

Tel. +49 2932 301-0

[www.trilux.com/en](http://www.trilux.com/en)

## **SiSEL Mühendislik Elektronik San. ve Tic. A.ş.**

Şerifali Mah. Barbaros Cad. No 18

34775 Ümraniye İstanbul

TURKEY

Tel: +90 (216) 499 46 64

[www.endalight.com](http://www.endalight.com)

All technical data including dimensional and weight specifications have been compiled with due care. Errors reserved. Possible colour deviations are due to printing processes. We reserve the right to modify in the interest of progress. Luminaires are partly shown with accessories that must be ordered separately. Images of installations may show custom-manufactured luminaires. This publication was printed on PEFC-certified paper in an environmentally friendly way.